





With V-Touch, the power of VISION is at your fingertip



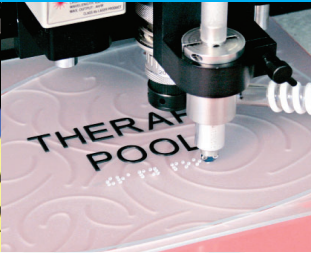
1612/1624 Pro Engraver Series 5



Control Panels



Signage



ADA Braille Signs



ID Plates



Metal Engraving

INCREASE CAPABILITIES & BUSINESS REVENUE!

Vision's 16 Series Engravers are ideal for light to heavyduty applications in a medium-size engraving area. Offering a 16" x 12" and 16" x 24" aluminum T-slot table, these wood, plastic and metal engravers have set the precedent for quality in the industry and are designed for light to industrial marking applications. In addition to trophies, plaques and gift items, their extremely rigid design allow these tables to be used for a variety of applications including notary seals, tool & die work, tags and plates, deep metal cutting and ADA-compliant Braille signage.

THE 16 Series OFFERS:

- Red laser pointer for easy job set-up
- Quick Lock Vise for holding materials in place
- Ethernet connection
- 2-year limited warranty
- V-Touch Pendant With Multi Functional Touch Screen

Start increasing your productivity and profits now - call us today!


1-888-637-1737 or 602-439-0600



Vision Engraving & Routing Systems
17621 North Black Canyon Hwy
Phoenix, AZ 85023

Toll Free: 888-637-1737
Tel: 602-439-0600
www.visionengravers.com

1612/1624 Engraver



WHY CHOOSE VISION?

- Leading worldwide manufacturer of engravers and routers
- Made in the USA since 1983
- High-quality, reliable products
- Dedicated technical support

1612/1624 PRO ENGRAVER SPECIFICATIONS CHART

Software	Vision Express (Expert or PRO optional)
MAX. Work Area	16" x 12" and 16" x 24"
Maximum Work Piece Size	18.5"(L) x Any Width x 5"(H) and 30.5"(L) x Any Width x 5"(H)
Z-Axis Clearance	1.75 inch (44.45 mm)
Z-Axis Stroke	1.75" standard (3.375" w/riser kit)
Table Resolution	.0002"
Spindle Type	11/64", 6mm or 1/4" / Top Loading, Collet Spindle Available
Table Type	Aluminum T-slot
Interface	Ethernet
Controller	Series 5 High Speed-Controller With V-Touch Pendant
Warranty	2-Year Limited
Power Requirements	110/220V 5 Amp
Physical Dimensions	31.5"(W) x 21"(D) x 19"(H) - 200 lbs and 31.5"(W) x 35"(D) x 19"(H) - 250 lbs
Shipping Dimensions	31.5"(W) x 21"(D) x 30"(H) and 43"(W) x 41"(D) x 30"(H) - 290 lbs
Additional Options	See Website